






[User Manual](#)

Year wise detail Contributions for HLWB

Important: All employers are requested to update wages of the particular year/month first then click the calculate button for calculation of the contribution amount.

Start Year* 2019  [Submit](#) [How to Download Latest Wages?](#) [Help Me](#)

Sr.No.	Year	Number of Employee	Total Contribution (In Rs.)	Total Interest	Total Amount	Total Paid	Pending	Wages	Calculate	View	Pay	Status
1	2019	120	73512	30	73512	74218	0	-	-	 View Detail	-	Paid
2	2020	112	88314	0	88314	88314	0	-	-	 View Detail	-	Paid
3	2021	130	-	0	-	-	0	 Wages	 Calculate	 View Detail	-	-